

VICTORIAN BATHROOMS

————— Est. 1989 —————

BATHS



Prices quoted ex-works Cape Town, inclusive of VAT
Prices are subject to change without prior notice
Please verify current prices before ordering
01 January 2026

Freestanding Baths

Drawing inspiration from the past, Victorian Bathrooms has, since 1989, successfully manufactured freestanding baths locally to meet the design criteria we are asked of by interior designers and architects. Combining classic styling with functionality, we introduce you to a range of freestanding baths with soft, rounded contours and pleasing aesthetics.

Our bespoke range of baths is custom made by hand in Cape Town, enabling clients to own 'one of a kind' bath designs. The external surface of the bath, whilst normally in white, can be hand finished according to clients' requirements, either with sophisticated paint finishes, enhancing the shape and form of the bath, or with metals mirroring the natural patina of age.

The interior of the bath is manufactured from high quality sanitary grade cast acrylic which is a combination of smooth non-porous high gloss acrylic sheet (providing a long lasting, shiny and durable surface) supported and reinforced by a strong casting of mineral composite resin. The baths will neither stain nor discolour and scratches that may occur can be removed. Baths manufactured with this combination are warm to the touch and highly heat retentive due to their 20mm thickness. This product carries a 20 year warranty against manufacturing defects.



Crate & Freight Charges: The prices contained in this booklet are quoted ex-works Cape Town. For crating and freighting of baths please see the below table of charges.

Delivery Destination	Delivery/Freight Charge	Crating Charge
Cape Town & surrounds	Please confirm the delivery charges with your sales consultant	
Major cities outside of Cape Town	Delivery charge of approx. R1800	Crating charge (17004422) Price: R1 550
Outlying areas	Please confirm the freight charges with your sales consultant	Crating charge (17004422) Price: R1 550
International	Please confirm the freight charges with your sales consultant	Special crating required for export (17004423) Price: R1 785

Skirted Baths

Victorian Bathrooms' freestanding skirted baths provide a contemporary take on the classic bath designs. With their smooth skirted surrounds, their presence cannot be missed in any bathroom. Bath plumbing is easier to hide within the skirt creating a clean and sophisticated feel to the bathroom setting.

Victorian Bathrooms offers an array of freestanding skirted baths, most of which can be customised with special paint finishes and metal skirts.



Image: Oslo bath in a painted metallic finish. Photographed at The Silo Hotel.

The Oslo Bath 1800mm

Inspired by the pared back style that characterises Scandinavian homes, Victorian Bathrooms are proud to introduce their latest bespoke bath, the Oslo.

The triple raised rings at the base and top of the skirt lend to a traditional yet modern trim to this exceptionally comfortable bath.

Dimensions:

Length: 1800mm

Width: 800mm

Depth: 480mm

Height: 630mm

Weight: 85kg

Tap holes: Optional with or without

Overflow: Yes – purchase separately

Construction: Cast acrylic interior

Customisation: See pages 18 – 20

Code: 17183004

Price: R39 950

Available in a matt or gloss white skirt



Behind the Oslo bath is a covered access panel for ease of installation and maintenance.



The Classique in Skirt 1600, 1700 & 1800mm

The Classique bath with its soft, comfortable curves and signatory moulded base, is highly sought after for bathrooms seeking a blend of tradition and modernity.

Available in 1600mm, 1700mm and 1800mm lengths.

The Classique 1600, 1700 and 1800 are also available as underslung or drop-in options – please see page 17 for more details.

Dimensions:

Length: 1600 / 1700 / 1800mm

Width: 800mm

Depth: 480mm

Height: 630mm

Weight: 62kg - 80kg

Tap holes: Optional with or without

Overflow: Yes – purchase separately

Construction: Cast acrylic interior

Customisation: See pages 18 – 20

1600mm

Code: 17184001

Price: R29 950

1700mm

Code: 17182009

Price: R39 500

1800mm

Code: 17182004

Price: R39 950



Behind the Classique bath is a covered access panel for ease of installation and maintenance.

The Luxe in Skirt 1800mm

The ample width of the Luxe bath makes it ideally suited for two persons, yet not too long should it be used singularly.

This is an extremely comfortable and elegant bath.

The Luxe bath can be made available to accommodate four tap holes should it be required.

Dimensions:

Length: 1800mm
Width: 945mm
Depth: 480mm
Height: 640mm

Tap holes: With* or without
Overflow: Yes – purchase separately
Construction: Cast acrylic interior
Customisation: See pages 18 – 20

*Optional 4 tap hole conversion:
Code: 17181013
Price: additional R4 000

Code: 17181006
Price: R57 700



Behind the Luxe bath is a covered access panel for ease of installation and maintenance.



The Bateau in Skirt 1810mm

The Bateau bath is becoming increasingly popular as a statement piece in many modern bathrooms. Whilst a feminine design in many respects, the Bateau also exhibits strength and a powerful energy.

Originating from France towards the end of the 1800's, the Bateau bath is deep and symmetrical with rises at both sides. Taps are either wall mounted or installed on over rim standpipes.

Taps cannot be installed on the rim of the bath as this is too narrow.

Dimensions:

Length: 1810mm

Width: 810mm

Depth: 480mm

Height: 640 - 720mm

Weight: 85kg

Tap holes: Without

Overflow: Yes – purchase separately

Construction: Cast acrylic interior

Customisation: See pages 18 – 20

Code: 17180000

Price: R49 950



The Chaise Slipper Bath 1500 & 1700mm

A superbly comfortable bath where one end is raised and sloped creating a comfortable lounging position.

This skirted bath has a high gloss interior and smooth white moulded exterior.

Dimensions:

Length: 1500 / 1700mm

Width: 750mm

Height: 600 - 850mm

Weight: 85kg

Tap holes: With or without

Overflow: Yes – purchase separately

Construction: Cast acrylic interior

Customisation: See pages 18 – 20

1500mm
Code: 17177708
Price: R36 950

1700mm
Code: 17004400
Price: R37 750



The Protea Bath

The Protea bath is traditional in design with modern features. This bath is ideal for the budget conscious without compromising on style.

Available in a 1700mm length only. This bath features a flat top in a straight white skirt and is available with or without tapholes. This bath is made with a Euro-white sanitary grade acrylic sheet and has a 10 year guarantee.

Dimensions:

Length: 1700mm

Width: 800mm

Depth: 440mm

Height: 624mm

Tap holes: With or without

Overflow: Yes – purchase separately

Construction: Cast acrylic interior

Customisation: Spray painted exterior only. See page 20

Code: 17282000

Price: R20 800



Behind the Protea bath is a covered access panel for ease of installation and maintenance.

Baths on Feet

Freestanding baths on feet provide timeless elegance. They are iconic fixtures in bathroom design and work equally well in traditional or modern settings.

Victorian Bathrooms has a selection of four bath feet however due to the unique moulding of each bath, only specific feet can be attached to the respective baths.



Art Deco



Edwardian



Imperial



Victorian



Customisation – Polished Aluminium Feet

All feet options are available in a polished aluminium finish.

Polished aluminium finish

Code: 17004416

Price: R1 500



Customisation – Special Finish Feet

All feet options are available in a special finish.

Code: 17004417

Price: R5 000

Lead Time: 14 – 16 weeks



Image: Paddington bath on polished aluminium Edwardian feet in Rising Red painted finish

The Classique on Feet 1600, 1700 & 1800mm

The Classique, an extremely comfortable, versatile freestanding bath, is available in two lengths and with a choice of three feet to suit many décor styles from country to sophisticated.

The Classique 1600, 1700 and 1800 are also available as underslung or drop-in options – please see page 17 for more details.

Dimensions:

Length: 1600 / 1700 / 1800mm

Width: 800mm

Depth: 480mm

Height: 610mm

Weight: 60kg

Tap holes: With or without

Overflow: Yes – purchase separately

Construction: Cast acrylic interior

Customisation: See pages 10 & 20

Art Deco Foot

1700mm	1800mm
17182017	17182018
R28 500	R29 500



Victorian Foot

1600mm	1700mm	1800mm
17184002	17177803	17177903
R22 500	R25 750	R27 000



Imperial Foot

1700mm	1800mm
17182019	17182016
R29 600	R29 900



The Bateau on Feet 1810mm

The Bateau bath without the skirt, reveals the underside of this elegant bath.

Full access to plumbing is possible with this style of bath.

The foot enhances the lines of the Bateau, creating perfect symmetry.

Choice of two styles of feet – the Art Deco Foot (see image below on page) and the Imperial Foot.

Dimensions:

Length: 1810mm

Width: 810mm

Depth: 480mm

Height: 610 - 690mm

Weight: 60kg

Tap holes: Without

Overflow: Yes – purchase separately

Construction: Cast acrylic interior

Customisation: See pages 10 & 20



Art Deco Foot

1810mm

Code: 17181007

Price: R37 250



Imperial Foot

1810mm

Code: 17181008

Price: R38 950



The Chaise on Feet 1500 & 1700mm

The Chaise bath on feet is a superbly comfortable bath where one end is raised and sloped creating a comfortable lounging position.

The 1500mm Petite Chaise is perfect when floor space is limited.

Choice of two styles of feet.

Dimensions:

Length: 1500 / 1700mm

Width: 750mm

Height: 570 - 790mm

Weight: 60 – 65kg

Tap holes: With or without

Overflow: Yes – purchase separately

Construction: Cast acrylic interior

Customisation: See pages 10 & 20



Art Deco Foot

1500mm	1700mm
17177707	17004409
R27 550	R28 950



Victorian Foot

1500mm	1700mm
17177701	17177702
R24 550	R26 750



The Paddington on Feet 1450mm

The Paddington bath is especially designed for small spaces being extra short, yet with a sense of spaciousness due to its extra depth.

The Paddington can either be fitted with Edwardian or Imperial feet.

Dimensions:

Length: 1450mm
Width: 800mm
Depth: 500mm
Height: 650mm
Weight: 60kg

Tap holes: With or without
Overflow: Yes – purchase separately
Construction: Cast acrylic interior
Customisation: See pages 10 & 20



Edwardian Foot
17140053
R22 950



Imperial Foot
17140055
R25 950



The Victorian Roll Top on Feet 1535, 1685 & 1800mm

The traditional single ended roll top bath with white Edwardian feet.

High gloss interior and smooth exterior.
Edwardian foot only.

Dimensions:

Length: 1535 / 1685 / 1800mm

Width: 730mm

Depth: 420mm

Height: 570mm

Tap holes: With or without

Overflow: Yes – purchase separately

Construction: Cast acrylic interior

Customisation: See pages 10 & 20



1535mm

Code: 17150003

Price: R23 550

1685mm

Code: 17170000

Price: R24 750

1800mm

Code: 17170003

Price: R25 950



The Protea on Feet 1700mm

The Protea bath is traditional in design with modern features. This bath is ideal for the budget conscious without compromising on style.

Available in a 1700mm length only. This bath features a flat top on cast resin Imperial feet only and is available with or without tapholes. This bath is made with a Euro-white sanitary grade acrylic sheet and has a 10 year guarantee.

Dimensions:

Length: 1700mm
Width: 800mm
Depth: 440mm
Height: 580mm
Weight: 47kg

Tap holes: With or without
Overflow: Yes – purchase separately
Construction: Cast acrylic interior
Customisation: Spray painted
exterior only. See page 20



Imperial Foot
Code: 17281000
Price: R15 500



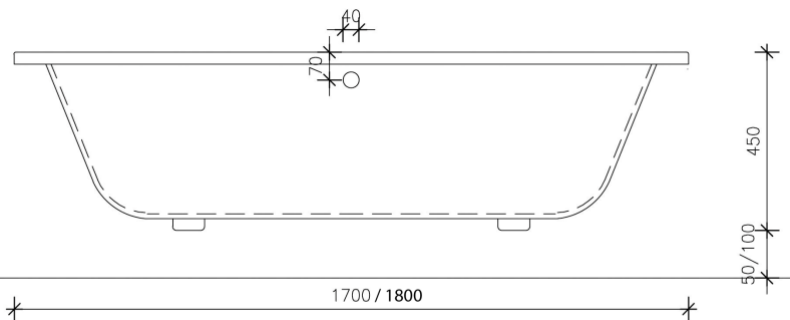
Underslung & Drop-in Baths

For those who desire a built-in bath, Victorian Bathrooms offers their Classique 1700mm and 1800mm baths as either an underslung or drop-in option. The Classique bath has soft, comfortable curves and is highly sought after for bathrooms seeking a blend of tradition and modernity.

The rim of an underslung bath is flat as it is installed underneath the deck material, making the rim of the bath invisible. The rim of a drop-in bath however is rounded as it placed into an opening in the deck, making the rim visible above the deck, and is supported by the bathroom floor (not hanging from the rim).

The underslung bath has adjustable legs and two steel bars underneath the bath to assist with the support of the bath. The drop-in bath does not have this as it is supported by the bath rim resting on the deck.

Classique Underslung Bath



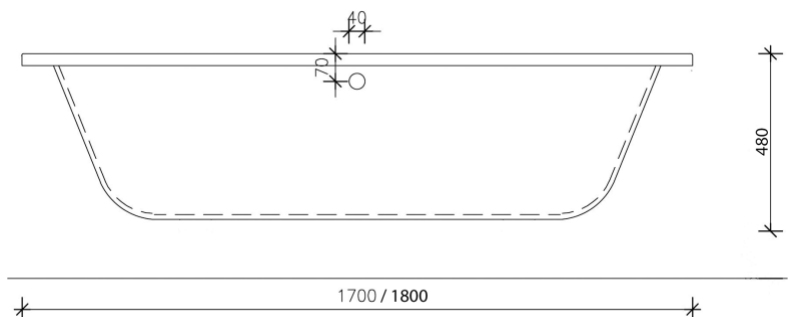
Dimensions:

Length:	1700 / 1800mm
Width:	800mm
Height:	450mm
Tap holes:	Not available
Overflow:	Yes – purchase separately
Construction:	Cast acrylic interior

Classique Underslung Bath

1700mm	1800mm
17182010	17182011
R21 500	R22 950

Classique Drop-In Bath



Dimensions:

Length:	1600 / 1700 / 1800mm
Width:	800mm
Height:	480mm
Tap holes:	Available with or without
Overflow:	Yes – purchase separately
Construction:	Cast acrylic interior

Classique Drop-In Bath

1600mm	1700mm	1800mm
17184003	17182012	17182013
R19 950	R21 500	R22 950

Customisation

Metal Skirts

Customise your bath by selecting from a choice of unique metal exterior finishes. Lead, brass and copper skirts, either polished or aged, are available for select baths.

Metal skirts are known as 'living finishes' that will develop and age with time, creating their own unique natural patina.

These are one-of-a-kind creations | No two are ever identical.

Polished Brass Skirts

For an aged treatment, an additional charge of R6 500 is required.

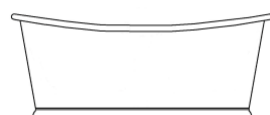


Image: Bateau bath in a polished brass skirt

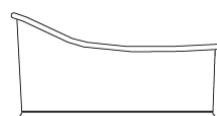


Aged treatment
Code: 17004413
Price: R6 500

Classique 1800mm
Code: 17182000
Price: R71 550



Bateau 1810mm
Code: 17180004
Price: R85 850



Chaise 1700mm
Code: 17004401
Price: R69 950

Polished Copper Skirts

For an aged treatment, an additional charge of R6 500 is required.



Image: Classique bath in a polished copper skirt



Aged treatment
Code: 17004413
Price: R6 500

Classique 1800mm
Code: 17182005
Price: 77 800



Bateau 1810mm
Code: 17180005
Price: R96 350



Chaise 1700mm
Code: 17004407
Price: R77 950

Customisation

Metal Skirts

Important Notes for Metal Skirts

Please be aware that as these metal skirted baths are hand finished, no two baths are ever identical, making each bath unique and individual.



Brass & Copper Skirts

For Bateau & Chaise

The rigidity of the brass & copper metals mean that the overflow pipes for the Bateau and Chaise baths are straight and the baths' skirts do not have any moulding details.



Brass & Copper Skirts

For Classique & Luxe

The Classique & Luxe baths have an access panel at the back of the bath to allow for access to the plumbing. This is for any of the metal skirt options with these baths.

Customisation

Spray Painted Exteriors

The exterior of cast acrylic baths can be personalised with your own unique colour by selecting a code from Plascon's diverse range of colours, and Victorian Bathrooms will match our formulation of durable paint to your chosen swatch.

Should you want to have the bath feet in a different colour to the bath, Victorian Bathrooms offers a black painted finish for the feet at an additional charge.

The below bath images are examples.

Bath Paint in Colour & Metallic

Code: 17004411

Price: additional R5 500

Feet in Painted Black

Code: 17004415

Price: additional R 750

Customisation

Spray Painted Exteriors



Classique 1800 Bath on Victorian Feet
Sprayed Matt Black




Chaise 1500 Bath on Aged Brass Art
Deco Feet with sprayed gloss exterior



Olso 1800 Bath in a painted metallic
skirt

Bath Components

Standpipes



Underrim standpipes

Suitable only for baths with tap holes.

Underrim standpipes conceal the pipe work between the bath taps or mixer and the floor. The standpipes have a straight outer sleeve that assists with connecting the standpipes to the taps or mixer. These standpipes are suitable for a bath with tap holes as they are installed underneath the rim of the bath.

Code: 12618600

Price: R4 950 / pair



Overrim standpipes

Suitable for baths without tap holes.

These standpipes are suitable for a bath without tap holes and are designed to be installed alongside the bath. The centre piece is capable of concealing an iron bar and/or cement for extra rigidity if required. To be used with pillar mounted bath tap.

The standpipes have a diameter of 22mm with 180mm centre to centre inlets to feed water to the bath taps or mixer.

Height: 645mm

Bottom plate dimensions: 250mm x 100mm

Inlet: 22mm

Code: 27000802

Price: R8 500



Overrim standpipes

Suitable for baths without tap holes.

These standpipes are suitable for a bath without tap holes and are designed to be installed alongside the bath. To be used with wall mounted bath tap. Supplied with a robust first fix inlet base kit to be installed prior to tiling.

The standpipes have a diameter of 34mm and is 150mm centre to centre apart.

Height: 820mm-845mm

Inlet: 15mm female

Code: 22000802

Price: R4 900

Bath Waste Combinations



Bath Clicker Waste Kit – exposed installation

Bath combination, all chromed, with push control. Comes with overflow, clicker waste, overflow pipe, shallow bath trap & bend and flange.

Code: 22000706

Price: R2 735



Bath Plug & Chain Kit – exposed installation

Chrome plated solid brass kit.

Comes with overflow, waste, overflow pipe, shallow bath trap, plug & chain.

Code: 18083001

Price: R2 845



Bath Clicker Waste Kit – concealed installation

Bath combination with grey flexible piping – push control. Comes with chrome overflow and clicker waste, grey flexible pipe and trap.

Code: 22000705

Price: R 765



Nikki Spout – concealed installation

Bath combination with Nikki spout push control.

Comes with chrome overflow and clicker waste, grey flexible pipe and trap.

Code: 22000707

Price: R1 015

Bath Components



Bath Clicker Waste

Waste only, no overflow.

Code: 22PBB02U

Price: R 275



Bend & Flange

Chrome plated solid brass.

Connection between bath trap to floor.

Diameter: 38mm

Code: 18000702

Price: R1 340



Chrome Plated Bath Shallow Trap

Chrome plated solid brass.

Code: 22905041

Price: R 765



HepvO Waterless Trap & A780 Flexi Pipe

HepvO waterless trap supplied with the A780 flexi pipe for bath or basin. Can be installed vertically or horizontally.

As a dry sealing valve, HepvO utilizes a purpose designed membrane to create an airtight seal between the living space and the drainage system. The self-sealing valve opens under the water pressure of a fixture emptying, and closes to form a tight seal after the fixture has discharged under normal atmospheric conditions.

Code: 22557650

Price: R1 275



Cape Town Showroom

18 Marine Drive
(Corner of Hermes Street)
Paarden Eiland
Tel 021 418 0855

Johannesburg Showroom

6 Kramer Road
(Corner of Kramer and Desmond Roads)
Kramerville
Tel 011 325 5503

www.victorianbathrooms.co.za | [@victorianbathrooms](https://www.instagram.com/victorianbathrooms)